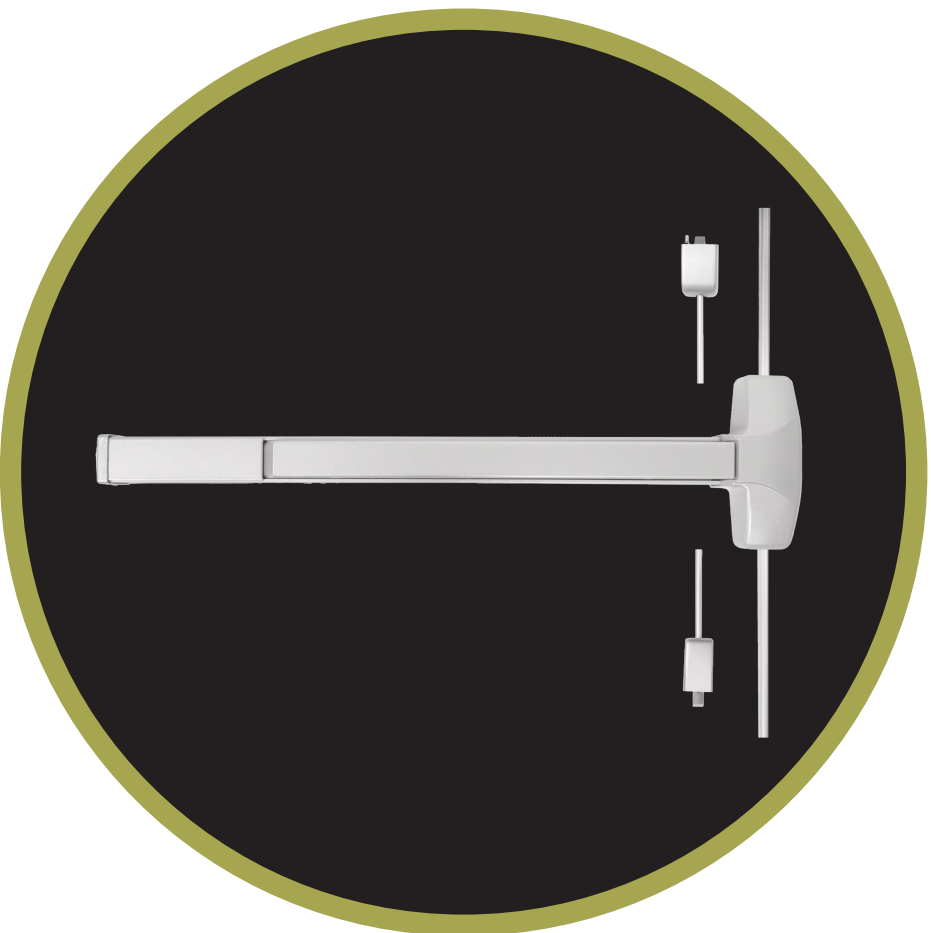



**FIRE EXIT HARDWARE
SERIES FEHE**



ITEM CODE: 1030RT, 1240SVR & 1240SVRLBR SERIES



Features:

- Fire exit hardware, Rim Type.
- UL10C up to 3 hrs. fire labelled installations for all types of 4'x 8' single doors and 8'x 8' double doors.
- UL file #: GXHX.R25171
- Tested successfully to meet UL10C, UL 305 & ANSI A156.3-2014, Grade 1.
- BHMA CERTIFIED.
- For use in institutions, schools, universities, commercial buildings where heavy-duty operation is a requirement.




- Doors thickness: 1 3/4" (44.45 mm) thickness standard, optional 2 1/4" (57.15 mm) thickness. 3 3/4" (95.25mm) minimum stile width required for single or double door application using standard escutcheon trim or knob. Backset: refer to template and installation manual.
- Mounting rail assembly: Heavy-duty gauge steel body, mounting rail & push rail/pad.
- End cap: Steel construction.
- Head cover: Covers stock hollow metal doors with type 161 door cut out.
- Top Chassis: Steel.
- Furnished with wood and machine screws. Thru bolts are included & standard packaging on fire rated devices.
- Non handed, universal
- Latch bolt: Stainless steel 3/4" (19 mm) projection with anti-pick feature.
- Spring: Stainless steel.
- Available with surface vertical rod (1240SVR) or surface vertical rod less bottom rod (1240SVRLBR).
- Touch bar projection: Neutral 2 1/2" (64 mm), depressed 2 3/4" (45 mm).
- Overlapping strike (SPD452SN) for inactive leaf (to be ordered separately).
- Push pad is available in two lengths: For doors width up to 36" (914.4 mm) - mounting rail can be cut to fit doors up to 30" (762 mm), and for doors width up to 48" (1219.2 mm) - mounting rail can be cut to fit doors to up to 36" (914.4 mm).
- Dogging: Allen-type key furnished available on non-fire labelled devices.
- Standard finish: US28. Other finishes are available upon request

1240SVRLBR



1240SVR



EXTERNAL TRIM D3300TC-SFIC & D3300TC SERIES

- Cylindrical body hardened steel heavy-duty tailpiece.
- Double heavy-duty spring support to prevent sagging and enhance operation.
- Grade 1, thru-bolted design. Easily field reversible.
- Rose diameter 3 ½ inches (88.9 mm)
- Key-in lever trim locks or unlocks, operates as classroom function. Optional with SFIC core.
- Keyway: Standard 6 pins. Available 7 pins.
- Standard finish: US26D



SPD452

